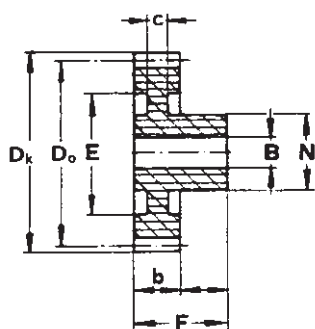

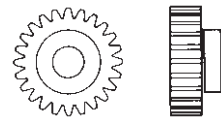


METRIC SPUR GEARS

Module 0.5 Pressure Angle 20° **Material: Plastic** Hostaform C Injection Moulded

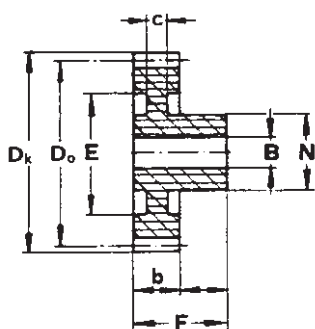

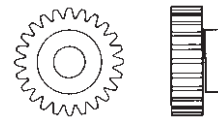


No. of Teeth	Dimensions in mm								Part No.
	Hole B	Pitch Diam. Do	Outside Diam. Dk	Hub Diam. N	E	Length Overall F	c	Face Width b	
12	2	6	7	4		7		3	SH 0512
13	2	6.5	7.5	4		7		3	SH 0513
14	2	7	8	5		7		3	SH 0514
15	3	7.5	8.5	6		10		3	SH 0515
16	3	8	9	6		10		3	SH 0516
17	3	8.5	9.5	6		10		3	SH 0517
18	4	9	10	8		10		3	SH 0518
19	4	9.5	10.5	8		10		3	SH 0519
20	4	10	11	8		10		3	SH 0520
21	4	10.5	11.5	8		10		3	SH 0521
22	4	11	12	10		10		3	SH 0522
23	4	11.5	12.5	10		10		3	SH 0523
24	4	12	13	10		10		3	SH 0524
25	4	12.5	13.5	10		10		3	SH 0525
26	4	13	14	10		10		3	SH 0526
27	4	13.5	14.5	10		10		3	SH 0527
28	4	14	15	10		10		3	SH 0528
30	4	15	16	12		10		3	SH 0530
32	4	16	17	12		10		3	SH 0532
35	4	17.5	18.5	12		10		3	SH 0535
36	4	18	19	12		10		3	SH 0536
38	4	19	20	12		10		3	SH 0538
40	4	20	21	12	14.5	10	2	3	SH 0540
42	4	21	22	12	16	10	2	3	SH 0542
45	4	22.5	23.5	12	18.5	10	2	3	SH 0545
48	6	24	25	15	19	10	2	3	SH 0548
50	6	25	26	15	20	10	2	3	SH 0550
52	6	26	27	15	21	10	2	3	SH 0552
54	6	27	28	15	22	10	2	3	SH 0554
55	6	27.5	28.5	15	23	10	2	3	SH 0555
56	6	28	29	15	23	10	2	3	SH 0556
60	6	30	31	15	24	10	2	3	SH 0560
64	6	32	33	15	25	10	2	3	SH 0564
65	6	32.5	33.5	15	27	10	2	3	SH 0565
70	6	35	36	15	29	10	2	3	SH 0570
72	6	36	37	15	30	10	2	3	SH 0572
75	6	37.5	38.5	15	33	10	2	3	SH 0575
80	6	40	41	15	36	10	2	3	SH 0580
90	6	45	46	15	39	10	2	3	SH 0590
96	6	48	49	15	42	10	2	3	SH 0596
100	6	50	51	15	44	10	2	3	SH05100
120	6	60	61	15	54	10	2	3	SH05120

Important Notes: Plastic Spur Gears in **BOLD** type are our usual stock items - all other sizes available on request.
All dimensions are subject to change without notice.

METRIC SPUR GEARS

Module 1 Pressure Angle 20° Material: Plastic Hostaform C Injection Moulded

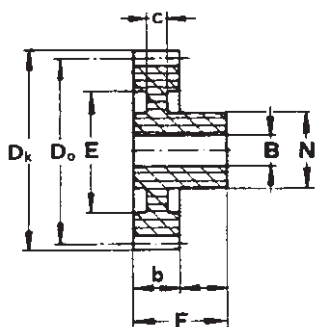




No. of Teeth	Dimensions in mm								Part No.
	Hole B	Pitch Diam. Do	Outside Diam. Dk	Hub Diam. N	E	Length Overall F	c	Face Width b	
12	4	12	14	9		17		9	SH 1012
13	4	13	15	9		17		9	SH 1013
14	4	14	16	9		17		9	SH 1014
15	4	15	17	9		17		9	SH 1015
16	4	16	18	9		17		9	SH 1016
17	4	17	19	9		17		9	SH 1017
18	4	18	20	9	13.5	17	6	9	SH 1018
19	4	19	21	9	13.5	17	6	9	SH 1019
20	4	20	22	9	13.5	17	6	9	SH 1020
21	5	21	23	12	16	17	6	9	SH 1021
22	5	22	24	12	16	17	6	9	SH 1022
23	5	23	25	12	16	17	6	9	SH 1023
24	6	24	26	15	19	18	6	9	SH 1024
25	6	25	27	15	19	18	6	9	SH 1025
26	6	26	28	15	19	18	6	9	SH 1026
27	6	27	29	15	19	18	6	9	SH 1027
28	6	28	30	15	22	18	6	9	SH 1028
30	6	30	32	15	22	18	6	9	SH 1030
32	6	32	34	18	24.5	18	4.6	9	SH 1032
35	8	35	37	18	24.5	18	4.6	9	SH 1035
36	8	36	38	18	28	18	4.6	9	SH 1036
38	8	38	40	18	28	18	4.6	9	SH 1038
40	8	40	42	18	28	18	4.6	9	SH 1040
42	8	42	44	18	28	18	4.6	9	SH 1042
45	8	45	47	18	37	18	4.6	9	SH 1045
48	8	48	50	18	37	18	4.6	9	SH 1048
50	8	50	52	18	37	18	4.6	9	SH 1050
52	8	52	54	21	47	18	4.6	9	SH 1052
54	8	54	56	21	47	18	4.6	9	SH 1054
55	8	55	57	21	47	18	4.6	9	SH 1055
56	8	56	58	21	47	18	4.6	9	SH 1056
58	8	58	60	21	58	18	4.6	9	SH 1058
60	8	60	62	21	47	18	4.6	9	SH 1060
64	10	64	66	21	57	18	4.6	9	SH 1064
65	10	65	67	21	57	18	4.6	9	SH 1065
70	10	70	72	21	57	18	4.6	9	SH 1070
72	10	72	74	21	67	18	4.6	9	SH 1072
75	10	75	77	21	67	18	4.6	9	SH 1075
80	10	80	82	21	67	18	4.6	9	SH 1080
85	10	85	87	21	77.9	18	4.6	9	SH 1085
90	10	90	92	21	77	18	4.6	9	SH 1090
100	12	100	102	24	87	18	4.6	9	SH10100
110	12	110	112	24	97	18	4.6	9	SH10110
120	12	120	122	24	107	18	4.6	9	SH10120
130	12	130	132	24	115	18	4.6	9	SH10130
140	12	140	142	24	125	18	4.6	9	SH10140

Important Notes: Plastic Spur Gears in **BOLD** type are our usual stock items - all other sizes available on request.
All dimensions are subject to change without notice.

METRIC SPUR GEARS

Module 1.5 Pressure Angle 20° Material: Plastic Hostaform C Injection Moulded

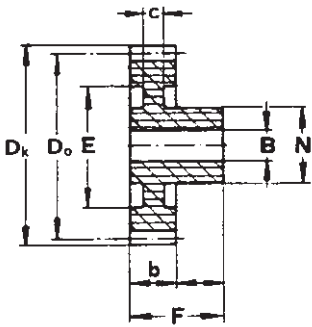

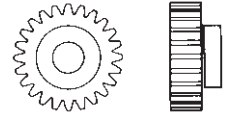


No. of Teeth	Dimensions in mm								Part No.
	Hole B	Pitch Diam. Do	Outside Diam. Dk	Hub Diam. N	E	Length Overall F	c	Face Width b	
12	6	18	21	14		23		12	SH 1512
13	6	19.5	22.5	14		23		12	SH 1513
14	6	21	24	14		23		12	SH 1514
15	6	22.5	25.5	14		23		12	SH 1515
16	6	24	27	14		23		12	SH 1516
17	6	25.5	28.5	14		23		12	SH 1517
18	8	27	30	17		23		12	SH 1518
19	8	28.5	31.5	17		23		12	SH 1519
20	8	30	33	17		23		12	SH 1520
21	8	31.5	34.5	17	23	23	5	12	SH 1521
22	8	33	36	17	23	23	5	12	SH 1522
23	8	34.5	37.5	17	23	23	5	12	SH 1523
24	8	36	39	19	27	23	5	12	SH 1524
25	8	37.5	40.5	19	27	23	5	12	SH 1525
26	8	39	42	19	27	23	5	12	SH 1526
27	8	40.5	43.5	19	27	23	5	12	SH 1527
28	8	42	45	19	27	23	5	12	SH 1528
30	10	45	48	24	35	23	5	12	SH 1530
32	10	48	51	24	35	23	5	12	SH 1532
35	10	52.5	55.5	24	43	23	5	12	SH 1535
36	10	54	57	24	43	23	5	12	SH 1536
38	10	57	60	24	43	23	5	12	SH 1538
40	10	60	63	24	50	23	5	12	SH 1540
42	10	63	66	24	50	23	5	12	SH 1542
45	10	67.5	70.5	24	50	23	5	12	SH 1545
48	10	72	75	24	50	23	5	12	SH 1548
50	12	75	78	27	65	23	5	12	SH 1550
52	12	78	81	27	65	23	5	12	SH 1552
54	12	81	84	27	65	23	5	12	SH 1554
55	12	82.5	85.5	27	65	23	5	12	SH 1555
60	12	90	93	27	65	23	5	12	SH 1560
70	14	105	108	30	90	23	5	12	SH 1570
80	14	120	123	30	106	23	5	12	SH 1580
90	14	135	138	30	118	23	5	12	SH 1590

Important Notes: Plastic Spur Gears in **BOLD** type are our usual stock items - all other sizes available on request.
All dimensions are subject to change without notice.

METRIC SPUR GEARS

Module 2 Pressure Angle 20° Material: Plastic Hostaform C Injection Moulded

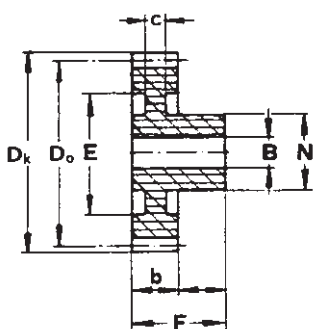

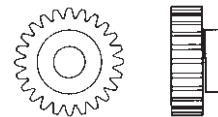


No. of Teeth	Dimensions in mm								Part No.
	Hole B	Pitch Diam. Do	Outside Diam. Dk	Hub Diam. N	E	Length Overall F	c	Face Width b	
12	8	24	28	18.5		27		15	SH 2012
13	8	26	30	18.5		27		15	SH 2013
14	8	28	32	18.5		27		15	SH 2014
15	8	30	34	18.5		27		15	SH 2015
16	8	32	36	17.5	23	27	6	15	SH 2016
17	8	34	38	17.5	25	27	6	15	SH 2017
18	8	36	40	17.5	26	27	6	15	SH 2018
19	8	38	42	17.5	26	27	6	15	SH 2019
20	10	40	44	20.5	29	27	6	15	SH 2020
21	10	42	46	20.5	29	27	6	15	SH 2021
22	10	44	48	20.5	29	27	6	15	SH 2022
23	10	46	50	20.5	36	27	6	15	SH 2023
24	10	48	52	24	36	27	6	15	SH 2024
25	10	50	54	24	36	27	6	15	SH 2025
26	10	52	56	24	40	27	6	15	SH 2026
27	10	54	58	24	40	27	6	15	SH 2027
28	10	56	60	24	40	27	6	15	SH 2028
30	10	60	64	24	46	27	6	15	SH 2030
32	10	64	68	26	46	27	6	15	SH 2032
35	12	70	74	26	56	27	6	15	SH 2035
36	12	72	76	26	56	27	6	15	SH 2036
38	12	76	80	26	64	27	6	15	SH 2038
40	12	80	84	26	64	27	6	15	SH 2040
42	12	84	88	26	64	27	6	15	SH 2042
45	14	90	94	30	70	27	6	15	SH 2045
48	14	96	100	30	76	27	6	15	SH 2048
50	14	100	104	30	80	27	6	15	SH 2050
55	14	110	114	30	90	27	6	15	SH 2055
60	14	120	124	30	100	27	6	15	SH 2060
70	14	140	144	30	110	27	6	15	SH 2070

Important Notes: Plastic Spur Gears in **BOLD** type are our usual stock items - all other sizes available on request.
All dimensions are subject to change without notice.

METRIC SPUR GEARS

Module 3 Pressure Angle 20° **Material: Plastic** Hostaform C Injection Moulded




No. of Teeth	Dimensions in mm								Part No.
	Hole B	Pitch Diam. Do	Outside Diam. Dk	Hub Diam. N	E	Length Overall F	c	Face Width b	
12	12	36	42	24		34		19	SH 3012
13	12	39	45	24		34		19	SH 3013
14	12	42	48	24		34		19	SH 3014
15	12	45	51	24	30	34	8	19	SH 3015
16	12	48	54	24	30	34	8	19	SH 3016
17	12	51	57	24	30	34	8	19	SH 3017
18	12	54	60	24	38	34	8	19	SH 3018
19	12	57	63	24	38	34	8	19	SH 3019
20	12	60	66	24	38	34	8	19	SH 3020
21	12	63	69	24	45	34	8	19	SH 3021
22	12	66	72	24	45	34	8	19	SH 3022
23	12	69	75	24	52	34	8	19	SH 3023
24	12	72	78	24	52	34	8	19	SH 3024
25	14	75	81	28	58	34	8	19	SH 3025
26	14	78	84	28	58	34	8	19	SH 3026
27	14	81	87	28	58	34	8	19	SH 3027
28	14	84	90	28	68	34	8	19	SH 3028
30	14	90	96	28	68	34	8	19	SH 3030
32	16	96	102	32	71	34	8	19	SH 3032
33	16	99	105	32	71	34	8	19	SH 3033
35	16	105	111	32	80	34	8	19	SH 3035
38	16	114	120	32	89	34	8	19	SH 3038
40	16	120	126	32	95	34	8	19	SH 3040
45	16	135	141	32	110	34	8	19	SH 3045

Important Notes: Plastic Spur Gears in **BOLD** type are our usual stock items - all other sizes available on request.
All dimensions are subject to change without notice.

METRIC RACKS

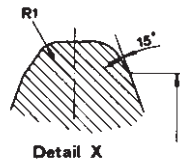
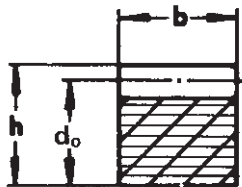
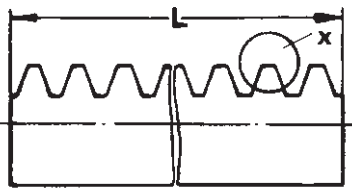
Modules 1-5 Pressure Angle 20° Material: Plastic Machined Polyamid



Module	All measurements are in mm				Part No.
	$b_{h_{11}}$	$h_{h_{11}}$	d_o	L (mm)	
1	15	15	14	1000	ZP 10/15
1.5	17	17	15.5	1000	ZP 15/17
2	20	20	18	1000	ZP 20/20
2.5	25	25	22.5	1000	ZP 25/25
3	30	30	27	1000	ZP 30/30
4	40	40	36	1000	ZP 40/40
5	50	50	45	1000	ZP 50/50


All Plastic Racks in **BOLD** type are our usual stock items - all other sizes available on request.

All dimensions are subject to change without notice.



Modules 0.5 - 3 Pressure Angle 20° Material: Plastic Hostaform C

Material: Plastic Hostaform C



Module	All measurements are in mm				Part No.
	$b_{h_{11}}$	$h_{h_{11}}$	d_o	L (mm)	
0.5	4	4.5	4	250	ZH 0525
1	9	9	8	250	ZH 1025
1.5	12	12	10.5	250	ZH 1525
2	15.4	11	9	250	ZH 2025
3	19.4	15	12	250	ZH 3025

All ZH Racks are generally in stock.

All dimensions subject to change without notice.

