

Metric Racks

Actual Tooth Sizes Pictured



Module 0.5
Pitch 1.57



Module 1.0
Pitch 3.1416



Module 1.5
Pitch 4.7124



Module 2.0
Pitch 6.2832



Module 2.5
Pitch 7.8540



Module 4.0
Pitch 12.5664



Module 3.0
Pitch 9.4248



Module 5.0
Pitch 15.7080

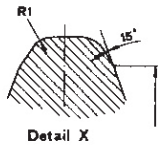
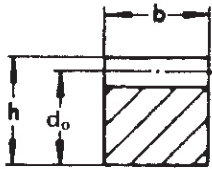
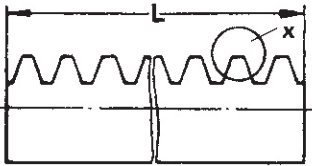



Module 6.0
Pitch 18.8496

METRIC RACKS Pitch and Diagrams of actual size see page 14



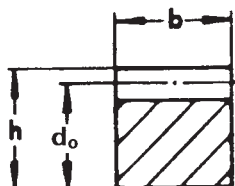
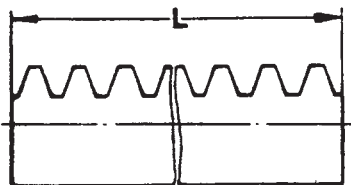
Modules 1-8 Pressure Angle 20° Material: Steel CK45 - AS1443-1994-1045
C40 - AS1443-AISI1040



Module	Dimensions in mm				Approx. Weight per mtr. kg(lbs)	Part No.
	Face Width b_{h11}	Height		Length L (mm) ⁺¹⁰ ₀		
		h_{h11}	d_o (tolerance)			
1	15	15	14 (0-0.2)	500	1.7 (6.7)	BZ 10/500
	15	15	14	1000		BZ 10/1000
	15	15	14	2000		BZ 10/2000
1.5	17	17	15.5(0-0.25)	500	2.1 (8.4)	BZ 15/500
	17	17	15.5	1000		BZ 15/1000
	17	17	15.5	2000		BZ 15/2000
2	20	20	18 (0-0.25)	500	2.9 (11.3)	BZ 20/500
	20	20	18	1000		BZ 20/1000
	20	20	18	2000		BZ 20/2000
2.5	25	25	22.5	500	4.0 (16.2)	BZ 25/500
	25	25	22.5	1000		BZ 25/1000
	25	25	22.5	2000		BZ 25/2000
3	30	30	27 (0-0.3)	500	6.2 (25.3)	BZ 30/500
	30	30	27	1000		BZ 30/1000
	30	30	27	2000		BZ 30/2000
4	40	40	36 (0-0.3)	500	11.0 (44.9)	BZ 40/500
	40	40	36	1000		BZ 40/1000
	40	40	36	2000		BZ 40/2000
5	50	50	45 (0-0.35)	500	15.9 (64.8)	BZ 50/500
	50	50	45	1000		BZ 50/1000
	50	50	45	2000		BZ 50/2000
6	60	60	46.5 (0-0.4)	1000	24.3 (110.7)	BZ 60/1000
	60	60	46.5	2000		BZ 60/2000
8	80	80	62 (0-0.5)	1000	42.7 (188.3)	BZ 80/1000
	80	80	62	2000		BZ 80/2000

Notes:
 3 mtr. lengths available on request.
 Machined ends for continuous mounting available.
 Pitch error ± 0.1 mm/mtr
 All dimensions are subject to change without notice.

Modules 1-3 Pressure Angle 20° Material: Stainless Steel AS2837-1986-303
AISI 303



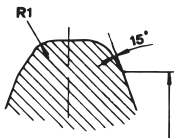
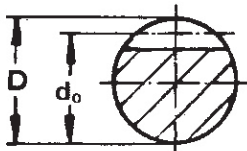
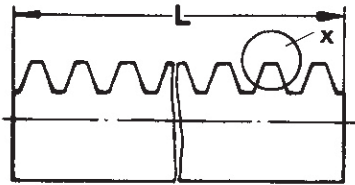
Module	Dimensions in mm				Part No.
	Face Width b_{h11}	Height		Length L (mm)	
		h_{h11}	d_o		
1	8	8	7	1000	ZE 10/1000
1.5	12	12	10.5	1000	ZE 15/1000
2	16	16	14	1000	ZE 20/1000
2.5	20	20	17.5	1000	ZE 25/1000
3	24	24	21	1000	ZE 30/1000

Notes:
 Dimensions the same as above Steel Rack available on request.
 Longer lengths available on request.
 All dimensions are subject to change without notice.



Metric Racks - Round Profile

Modules 1-6 Pressure Angle 20° Material: Steel C40h7 AS1443-1040

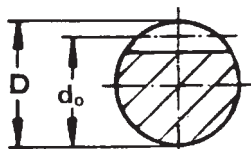
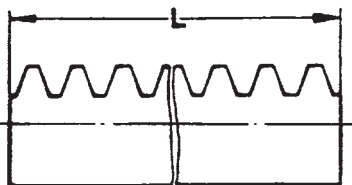


Detail X

Module	Dimensions in mm			Approx. Weight per mtr. kg (lbs).	Part No.
	D _{h7}	d _o	Length L (mm) ^{+10/-0}		
1	10	9	500	0.55 (1.21)	RZ 10/500
	10	9	1000		RZ 10/1000
	10	9	2000		RZ 10/2000
1.5	15	13.5	500	1.33 (2.94)	RZ 15/500
	15	13.5	1000		RZ 15/1000
	15	13.5	2000		RZ 15/2000
2	20	18	500	2.3 (5.07)	RZ 20/500
	20	18	1000		RZ 20/1000
	20	18	2000		RZ 20/2000
2.5	25	22.5	500	3.38 (7.46)	RZ 25/500
	25	22.5	1000		RZ 25/1000
	25	22.5	2000		RZ 25/2000
3	30	27	500	5.12 (11.29)	RZ 30/500
	30	27	1000		RZ 30/1000
	30	27	2000		RZ 30/2000
4	40	36	500	9.09 (20.04)	RZ 40/500
	40	36	1000		RZ 40/1000
	40	36	2000		RZ 40/2000
5	50	45	500	13.54 (29.85)	RZ 50/500
	50	45	1000		RZ 50/1000
	50	45	2000		RZ 50/2000
6	50	44	1000	RZ 60/1000	
	50	44	2000	RZ 60/2000	


Pitch error ≤ ± 0.005mm.
 Added up errors ≤ ± 0.1mm on 1000mm.
 Round rack is also available in 3 mtr lengths on request.
 All dimensions are subject to change without notice.

Modules 1-3 Pressure Angle 20° Material: Stainless Steel
 AS2837-1986-303-4305 AISI 303




Module	Dimensions in mm			Part No.
	D _{h6}	d _o	Length L (mm)	
1	10	9	1000	RZE 10/1000
1.5	15	13.5	1000	RZE 15/1000
2	20	18	1000	RZE 20/1000
2.5	25	22.5	1000	RZE 25/1000
3	30	27	1000	RZE 30/1000

All dimensions are subject to change without notice.
 Also available up to 2 mtr lengths.
 Also available in Module 4 & 5.



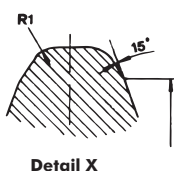
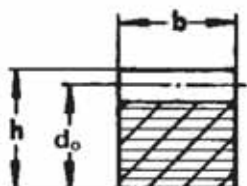
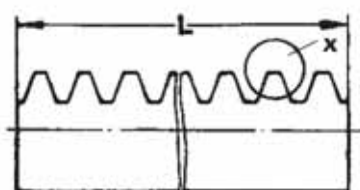
Metric Racks

Modules 1-5 Pressure Angle 20° Material: Plastic Machined Polyamide




Module	Dimensions in mm				Part No.
	b_{h11}	h_{h11}	d_o	L (mm)	
1	15	15	14	1000	ZP 10/15
1.5	17	17	15.5	1000	ZP 15/17
2	20	20	18	1000	ZP 20/20
2.5	25	25	22.5	1000	ZP 25/25
3	30	30	27	1000	ZP 30/30
4	40	40	36	1000	ZP 40/40
5	50	50	45	1000	ZP 50/50

Adjacent pitch error (mm) 0.008.
 Cumulative pitch error (1000mm) 0.15.
 All dimensions are subject to change without notice.



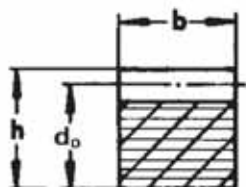
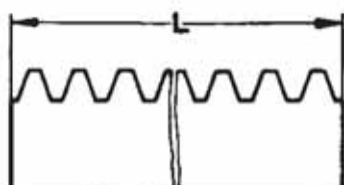
Modules 0.5 - 3 Pressure Angle 20° Material: Plastic Hostaform C

Acetal copolymer (POM)



Module	Dimensions in mm				Part No.
	b_{h11}	h_{h11}	d_o	L (mm)	
0.5	4	4.5	4	250	ZH 0525
1	9	9	8	250	ZH 1025
1.5	12	12	10.5	250	ZH 1525
2	15.4	11	9	250	ZH 2025
3	19.4	15	12	250	ZH 3025

All dimensions are subject to change without notice.





T.E.A. Machine Components Inc.

Your partner in quality engineering components since 2003

Thank you for downloading product information from TEA's wide range of engineering components.

Now, please contact us for any further information, prices and delivery.

Our contact details are:

T.E.A. Machine Components Inc.
2281-F Dabney Road
Virginia 23230
U.S.A.

Ph: +1-804-342-0004

Fax: +1-804-342-0006

Web: www.teausa.net

Email: sales@teausa.net

You are assured of prompt and efficient service at all times.