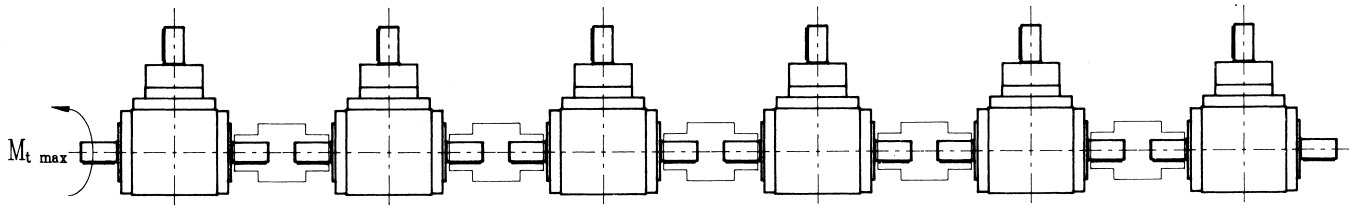


10. SERIES CONNECTION

When spiral bevel gearboxes type A or AH are mounted in series, the maximum through torque (Nm) mentioned below must not be exceeded.



For model A and AH

Size	BG19	BG24	BG32	BG38	BG42	BG55	BG75
Max. through torque	60	120	300	500	700	1600	4000

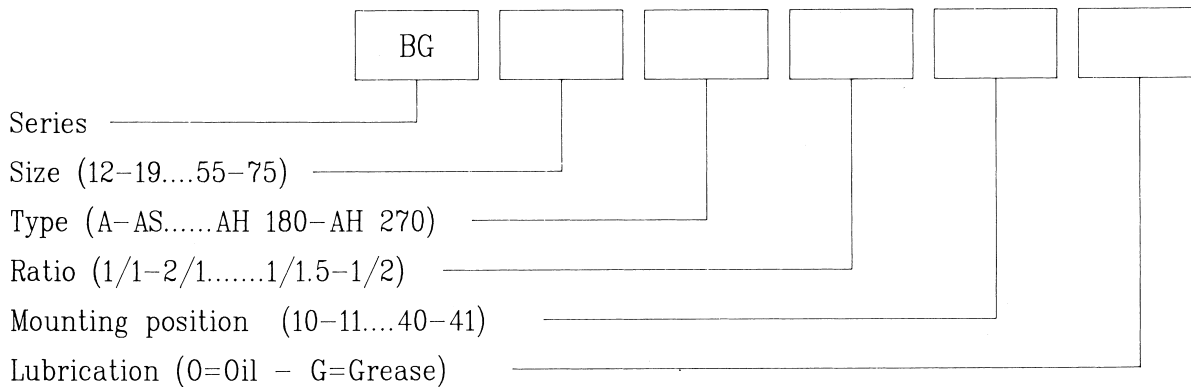
If working condition are greater than above, type AP gear boxes must be used which have larger shaft diameters.

For model AP

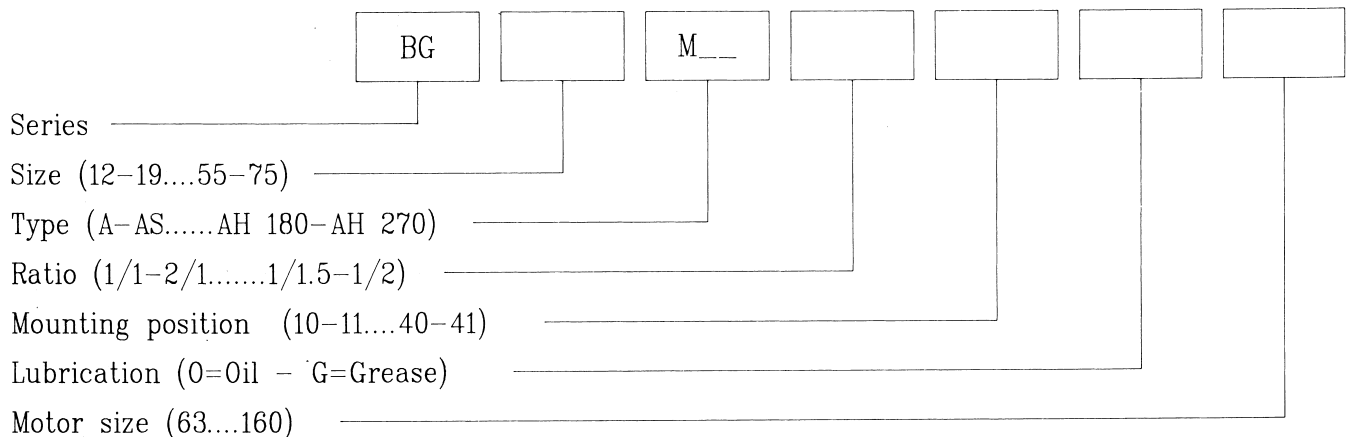
Size	BG19	BG24	BG32	BG38	BG42	BG55	BG75
Max. through torque	120	300	500	700	1000	3000	6500

11. ORDER CODE

11.1 SPIRAL BEVEL BEARBOXES



11.2 SPIRAL BEVEL GEARBOXES WITH IEC MOTOR FLANGE ADAPTER



All dimensions are subject to change without notice.